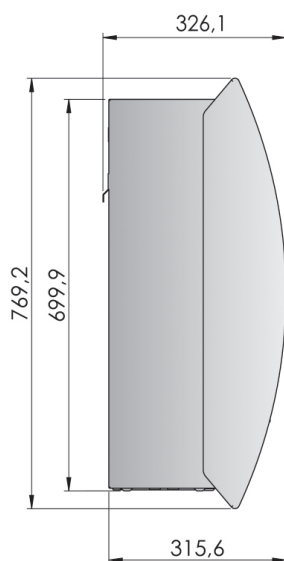
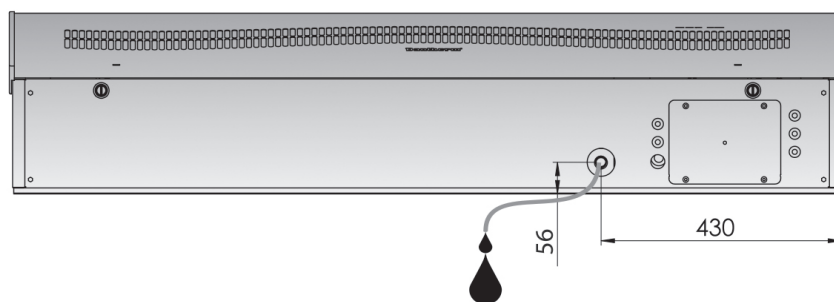
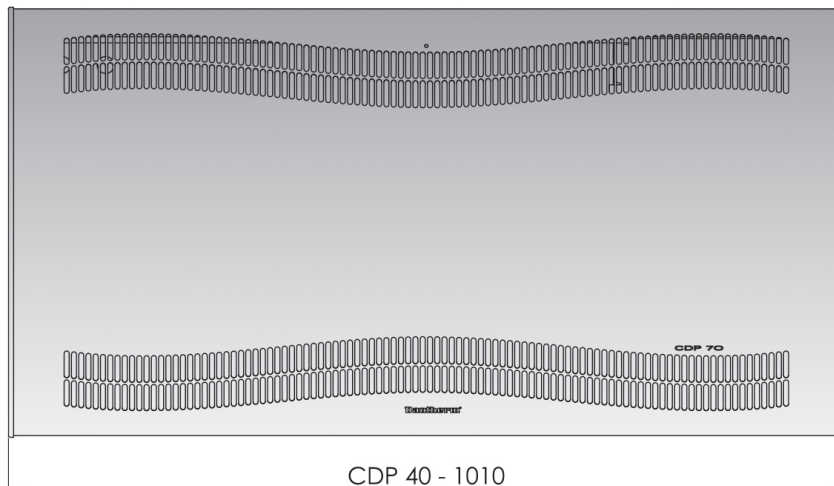
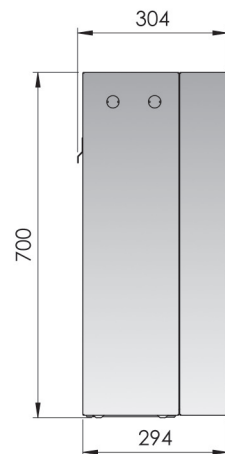
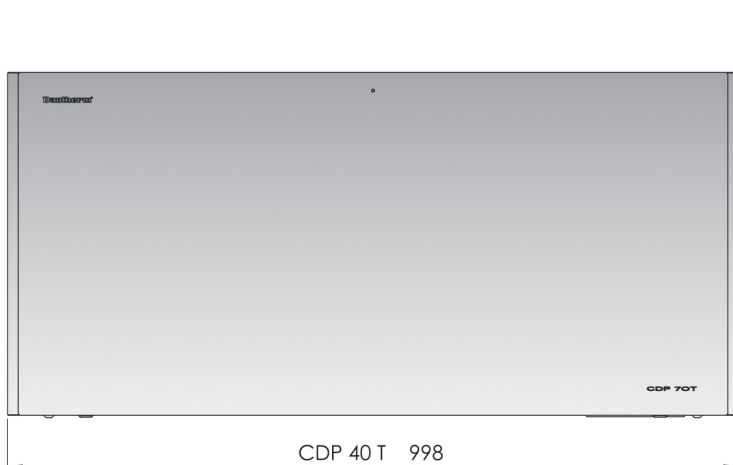
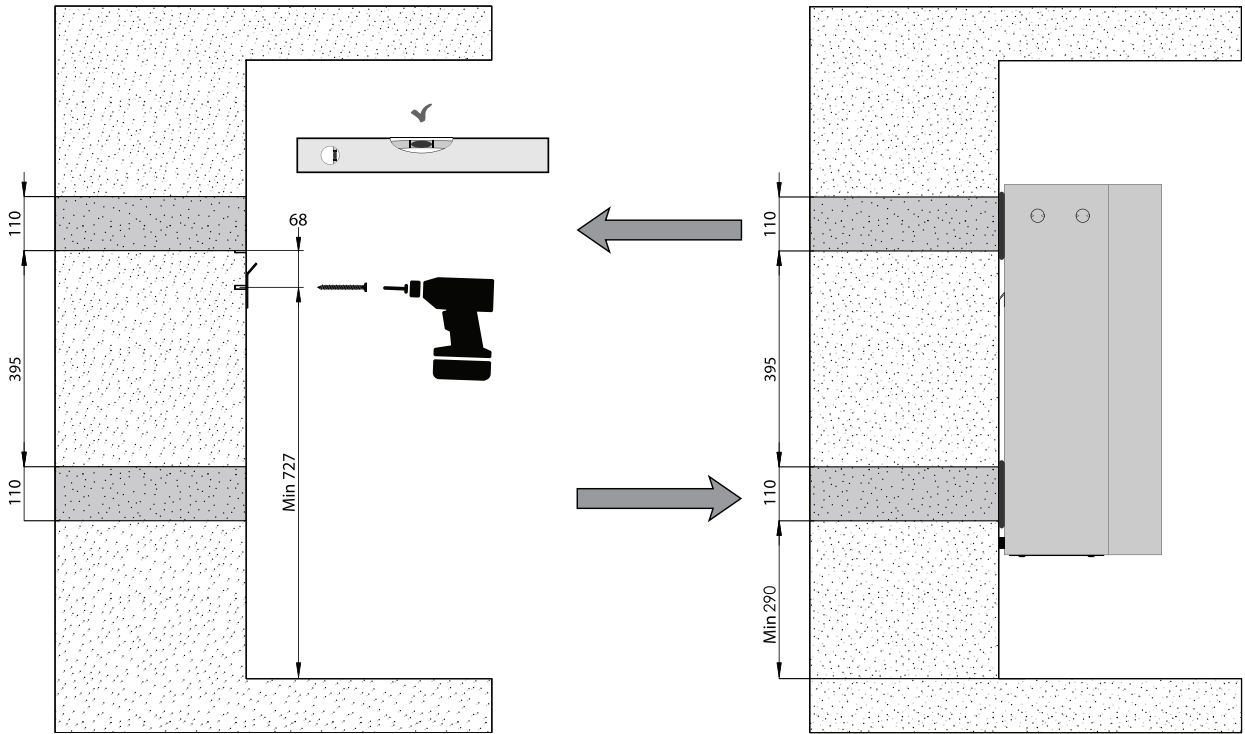
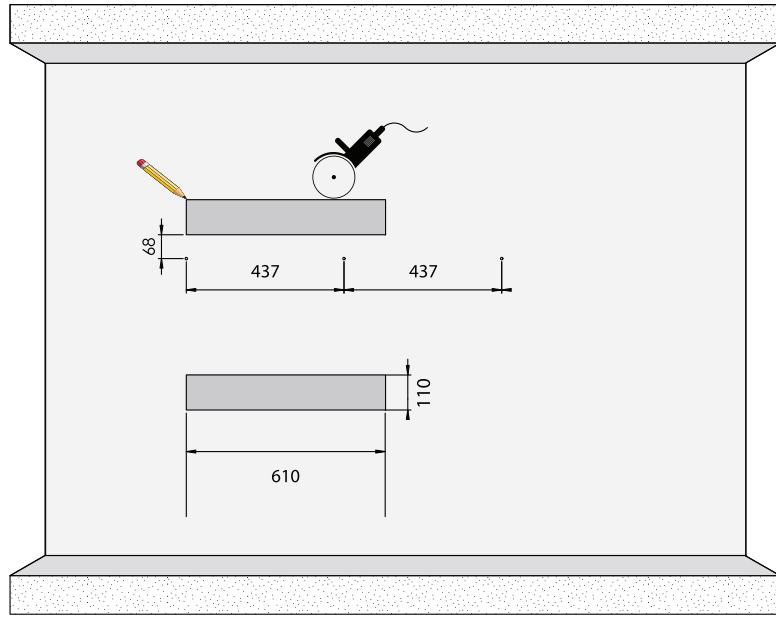


CDP 40 LPHW Data Sheet

CDP 40 Wall mounted



CDP 40T Through the wall



CDP 40 LPHW Specifications

Main Fan / Re-circulating	Model 40
Re-circulating air flow - nominal (m ³ /hr)	400
Dehumidification Duty (l/hr) @ 28°C/60% RH	
By heat pump	1.4

Heat To Air (kW)

Via Heat Pump @ 28°C/60% RH	1,62
Via LPHW @ 82°	3,32
Via Integral Electric Air Heater	N/A
Maximum Available Heat	4 *

Electrical & Sound Data

Nominal Power Consumed (kW)	0.9
Nominal Running current (Amp) 1ph	2,87 at 28/60
Fuse Required (Amp) 1ph	10
Noise Level @ 1m (dBA)*	46

*may differ for TTW models

Plumbing Requirements (where fitted)

LPHW (Boiler) Connections (mm)	12
LPHW (Boiler) Flow Rate (L/min)	4.2
Condensate drain (")	3/4"

Recommended Boiler output (kW)*	3.3
---------------------------------	-----

*only applicable with LPHW air heater option

Refrigerant charge	R407C
--------------------	-------

LPHW = Low Pressure Hot Water

TTW = Through The Wall (models)

📞 01993 777200 ✉ info@certikin.co.uk

www.certikin.co.uk

Certikin
FLUIDRA